





SPOTlight: School Year 2022-2023

Vaux High School: A Big Picture

School Code	5180	Principal Name	Shavonne Mcmillan
Sector	District	Address	2300 W Master St
Network	Innovation	Phone	
Report Type	High School	Admission Category	Catchment
Receives K8 Report	No	October 1 Enrollment	269
Grades in Report	9 12		
Website	vauxbpp.org		

School Performance Outcomes Table


CONDITIONS FOR SUCCESS				
Metric Name	2021-22 Results	2022-23 Results	2022-23 Progress	Metric Description
Student Attendance	22.4%	33.8%	+11.4 %-pts 	Percentage of students attending 90% or more of instructional days
Teacher Attendance	88.0%	91.3%	+3.3 %-pts 	Percentage of teachers attending 90% or more of work days
Student Dropouts (Grades 9-12)	34	16	-18 	Number of students no longer enrolled, and who did not transfer or graduate
Graduation Rate (4-Year Cohort)	87.0%	81.7%	-5.3 %-pts 	Percentage of students graduating high school within four years of first-time enrollment in 9th grade

ACADEMIC GOALS						
Metric Name	2018-19 Results*	2022-23 Results	2022-23 Progress	2018-19 Results*	2022-23 Results	2022-23 Progress
Goal 4: Best by 11th Grade	Keystone Proficient or Advanced			Keystone Below Basic		
Algebra 1	Not Applicable	7.0%	Not Applicable	Not Applicable	64.9%	Not Applicable
Biology	Not Applicable	0.0%	Not Applicable	Not Applicable	85.5%	Not Applicable
Literature	Not Applicable	12.7%	Not Applicable	Not Applicable	56.4%	Not Applicable

* Due to COVID-19 pandemic-related test cancellations and exemptions, Keystone results for 2022-23 are compared to pre-pandemic (2018-19) performance.

Metric Name	2021-22 Results	2022-23 Results	2022-23 Progress	Metric Description
Goal 5: Grade 12 CTE	NOCTI Competent or Advanced			
NOCTI	Insufficient Sample			Percentage of students passing the industry standards assessment specific to each Career and Technical Education (CTE) program

All SPOTlight indicator colors are based on unrounded changes in results. Percentage point changes are rounded to the nearest tenth for display.

SPOTlight Legend: Improving  Maintaining  Not Improving 

Vaux High School: A Big Picture

2022-2023 SCHOOL PROGRESS REPORT ON EDUCATION AND EQUITY

School Code | 5180 Sector | District Network | Innovation

Principal Name | Shavonne Mcmillan

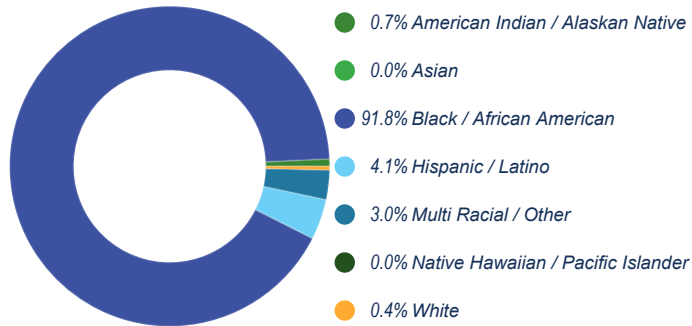
Address | 2300 W Master St Phone | Website | vauxbpp.org

Report Type | High School Grades in Report | 9-12

Admissions Category | Catchment Receives K8 Report | No

Oct 1 Enrollment | 269

Student Enrollment and Demographics



314

of Students Served Over the Full Year

27.1%

% of Students with IEPs

0.4%

% of Students Identified as English Learners

0.0%

% of Students Identified as Economically Disadvantaged

Student Attendance

14.7%

% of Students Attending at Least 95% of Instructional Days

33.8%

% of Students Attending at Least 90% of Instructional Days

Score Level	Performance	Improvement	Level
Not Applicable for 2022-2023	Black / African American		
	Insufficient Data for Score	Insufficient Data for Score	NA
Performance	Hispanic / Latino		
Insufficient Data for Score	Insufficient Data for Score	Insufficient Data for Score	NA
Improvement	Multi Racial / Other		
Improving in 4 out of 5 Eligible Metrics 80.0%	Insufficient Data for Score	Insufficient Data for Score	NA
Goal Performance (All Students)	White		
Four-Year Cohort Graduation Rate	Insufficient Data for Score	Insufficient Data for Score	NA
Score: 81.7%	American Indian / Alaskan Native		
NOT IMPROVING -5.3 From Prior Year	Insufficient Data for Score	Insufficient Data for Score	NA
GOAL 4 Keystone: % of Students Proficient or Advanced on All 3 Keystones, Grade 11	Asian		
Score: 0.0%	Insufficient Data for Score	Insufficient Data for Score	NA
Not Applicable No Data Prior Year	Native Hawaiian / Pacific Islander		
GOAL 5 % of 12th Grade CTE Students Meeting Industry Standards	Insufficient Data for Score	Insufficient Data for Score	NA
Insufficient Sample	English Learners		
	Insufficient Data for Score	Insufficient Data for Score	NA
	Students with IEPs		
	Insufficient Data for Score	Insufficient Data for Score	NA
	Economically Disadvantaged		
	Insufficient Data for Score	Insufficient Data for Score	NA

● Improving ● Maintaining
● Not Improving ● Not Applicable

Climate, Culture & Opportunity

Conditions for Success

School Code | 5180 School Name | Vaux High School: A Big Picture

% of Students Attending 90%+ of Days

All Students

314 Students

Score: 33.8%



IMPROVING

+11.4 From Prior Year



% of Students Attending

Greater Than 95% of Instructional Days

14.7%

90-95% of Instructional Days

19.1%

85-90% of Instructional Days

18.5%

80-85% of Instructional Days

14.0%

Less than 80% of Instructional Days

33.8%

Number of Dropouts

All Students

Grades 9-12

Students: 16

IMPROVING

-18.0 From Prior Year



% of Students Receiving Zero Out-of-School Suspensions

All Students

314 Students

Score: 88.5%



IMPROVING

+1.6 From Prior Year



* Schools that are performing at the most positive value for a metric automatically receive a label of "Improving", even if no change in performance occurred.

Climate, Culture & Opportunity

Conditions for Success

School Code | 5180 School Name | Vaux High School: A Big Picture

% of Teachers Attending 90%+ of Days

All Teachers

23 Teachers

Score: 91.3%



IMPROVING

+3.3 From Prior Year



Additional Teacher Metrics

10.5%

% of Teachers Rated as Distinguished

84.2%

% of Teachers Rated as Proficient

69.6%




Year-to-Year Teacher Retention

* Schools that are performing at the most positive value for a metric automatically receive a label of "Improving", even if no change in performance occurred.

College & Career: Every Student Graduates Ready for College and Careers

Conditions for Success

School Code | 5180 School Name | Vaux High School: A Big Picture





Four-Year Cohort Graduation Rate	Other Key Metrics		
<p>All Students 58 out of 71 Students</p> <p>Score: 81.7%</p> <p>NOT IMPROVING -5.3 From Prior Year </p>			
<p>Black / African American 55 out of 68 Students</p> <p>Score: 80.9%</p> <p>NOT IMPROVING -6.7 From Prior Year </p>	<p>75.0%</p> <p>Ninth-Grade On-Track Rate</p>		
<p>Hispanic / Latino</p> <p>Insufficient Sample</p>	<p>35.6%</p> <p>First-Fall Matriculation</p>		
<p>Multi Racial / Other</p> <p>Insufficient Sample</p>	<p>3.3%</p> <p>% of Students Completing the FAFSA by End of 12th Grade</p>		
<p>White</p> <p>Insufficient Sample</p>			
<p>American Indian / Alaskan Native</p> <p>Insufficient Sample</p>			
<p>Asian</p> <p>Insufficient Sample</p>			
<p>Native Hawaiian / Pacific Islander</p> <p>Insufficient Sample</p>			
<p>English Learners</p> <p>Insufficient Sample</p>			
<p>Students with IEPs</p> <p>Insufficient Sample</p>			
<p>Economically Disadvantaged 47 out of 58 Students</p> <p>Score: 81.0%</p> <p>NOT IMPROVING -5.8 From Prior Year </p>			

* Schools that are performing at the most positive value for a metric automatically receive a label of "Improving", even if no change in performance occurred.

College & Career: Every Student Graduates Ready for College and Careers

Goal 4 - Keystone Algebra I Proficiency, Grade 11

School Code | 5180 School Name | Vaux High School: A Big Picture

Keystone Algebra 1: % of Students Proficient or Advanced, Grade 11	Keystone Algebra 1: % of Students Below Basic, Grade 11
<p>All Students 4 out of 57 Students</p> <p>Score: 7.0%</p> <p>Not Applicable No Data Prior Year </p>	<p>All Students 37 out of 57 Students</p> <p>Score: 64.9%</p> <p>Not Applicable No Data Prior Year </p>
<p>Black / African American 3 out of 53 Students</p> <p>Score: 5.7%</p> <p>Not Applicable No Data Prior Year </p>	<p>Black / African American 35 out of 53 Students</p> <p>Score: 66.0%</p> <p>Not Applicable No Data Prior Year </p>
<p>Hispanic / Latino</p> <p>Insufficient Sample</p>	<p>Hispanic / Latino</p> <p>Insufficient Sample</p>
<p>Multi Racial / Other</p> <p>Insufficient Sample</p>	<p>Multi Racial / Other</p> <p>Insufficient Sample</p>
<p>White</p> <p>Insufficient Sample</p>	<p>White</p> <p>Insufficient Sample</p>
<p>American Indian / Alaskan Native</p> <p>Insufficient Sample</p>	<p>American Indian / Alaskan Native</p> <p>Insufficient Sample</p>
<p>Asian</p> <p>Insufficient Sample</p>	<p>Asian</p> <p>Insufficient Sample</p>
<p>Native Hawaiian / Pacific Islander</p> <p>Insufficient Sample</p>	<p>Native Hawaiian / Pacific Islander</p> <p>Insufficient Sample</p>
<p>English Learners</p> <p>Insufficient Sample</p>	<p>English Learners</p> <p>Insufficient Sample</p>
<p>Students with IEPs</p> <p>Insufficient Sample</p>	<p>Students with IEPs</p> <p>Insufficient Sample</p>
<p>Economically Disadvantaged</p> <p>Insufficient Sample</p>	<p>Economically Disadvantaged</p> <p>Insufficient Sample</p>





* Schools that are performing at the most positive value for a metric automatically receive a label of "Improving", even if no change in performance occurred.

* Due to COVID-19 pandemic-related test cancellations and exemptions, Keystone results for 2022-2023 are compared to pre-pandemic (2018-2019) performance; 2018-2019 subgroup data are not included.

College & Career: Every Student Graduates Ready for College and Careers

Goal 4 - Keystone Biology Proficiency, Grade 11

School Code | 5180 School Name | Vaux High School: A Big Picture

Keystone Biology: % of Students Proficient or Advanced, Grade 11	Keystone Biology: % of Students Below Basic, Grade 11
<p>All Students 0 out of 55 Students</p> <p>Score: 0.0%</p> <p>Not Applicable No Data Prior Year </p>	<p>All Students 47 out of 55 Students</p> <p>Score: 85.5%</p> <p>Not Applicable No Data Prior Year </p>
<p>Black / African American 0 out of 51 Students</p> <p>Score: 0.0%</p> <p>Not Applicable No Data Prior Year </p>	<p>Black / African American 44 out of 51 Students</p> <p>Score: 86.3%</p> <p>Not Applicable No Data Prior Year </p>
<p>Hispanic / Latino</p> <p>Insufficient Sample</p>	<p>Hispanic / Latino</p> <p>Insufficient Sample</p>
<p>Multi Racial / Other</p> <p>Insufficient Sample</p>	<p>Multi Racial / Other</p> <p>Insufficient Sample</p>
<p>White</p> <p>Insufficient Sample</p>	<p>White</p> <p>Insufficient Sample</p>
<p>American Indian / Alaskan Native</p> <p>Insufficient Sample</p>	<p>American Indian / Alaskan Native</p> <p>Insufficient Sample</p>
<p>Asian</p> <p>Insufficient Sample</p>	<p>Asian</p> <p>Insufficient Sample</p>
<p>Native Hawaiian / Pacific Islander</p> <p>Insufficient Sample</p>	<p>Native Hawaiian / Pacific Islander</p> <p>Insufficient Sample</p>
<p>English Learners</p> <p>Insufficient Sample</p>	<p>English Learners</p> <p>Insufficient Sample</p>
<p>Students with IEPs</p> <p>Insufficient Sample</p>	<p>Students with IEPs</p> <p>Insufficient Sample</p>
<p>Economically Disadvantaged</p> <p>Insufficient Sample</p>	<p>Economically Disadvantaged</p> <p>Insufficient Sample</p>





* Schools that are performing at the most positive value for a metric automatically receive a label of "Improving", even if no change in performance occurred.

* Due to COVID-19 pandemic-related test cancellations and exemptions, Keystone results for 2022-2023 are compared to pre-pandemic (2018-2019) performance; 2018-2019 subgroup data are not included.

College & Career: Every Student Graduates Ready for College and Careers

Goal 4 - Keystone Literature Proficiency, Grade 11

School Code | 5180 School Name | Vaux High School: A Big Picture

Keystone Literature: % of Students Proficient or Advanced, Grade 11	Keystone Literature: % of Students Below Basic, Grade 11
All Students <i>7 out of 55 Students</i> Score: 12.7% <div style="display: flex; justify-content: space-between; align-items: center;"> <div style="background-color: #666; color: white; border-radius: 10px; padding: 2px 10px;">Not Applicable</div> <div style="text-align: center;">No Data Prior Year </div> </div>	All Students <i>31 out of 55 Students</i> Score: 56.4% <div style="display: flex; justify-content: space-between; align-items: center;"> <div style="background-color: #666; color: white; border-radius: 10px; padding: 2px 10px;">Not Applicable</div> <div style="text-align: center;">No Data Prior Year </div> </div>
Black / African American <i>6 out of 51 Students</i> Score: 11.8% <div style="display: flex; justify-content: space-between; align-items: center;"> <div style="background-color: #666; color: white; border-radius: 10px; padding: 2px 10px;">Not Applicable</div> <div style="text-align: center;">No Data Prior Year </div> </div>	Black / African American <i>28 out of 51 Students</i> Score: 54.9% <div style="display: flex; justify-content: space-between; align-items: center;"> <div style="background-color: #666; color: white; border-radius: 10px; padding: 2px 10px;">Not Applicable</div> <div style="text-align: center;">No Data Prior Year </div> </div>
Hispanic / Latino Insufficient Sample	Hispanic / Latino Insufficient Sample
Multi Racial / Other Insufficient Sample	Multi Racial / Other Insufficient Sample
White Insufficient Sample	White Insufficient Sample
American Indian / Alaskan Native Insufficient Sample	American Indian / Alaskan Native Insufficient Sample
Asian Insufficient Sample	Asian Insufficient Sample
Native Hawaiian / Pacific Islander Insufficient Sample	Native Hawaiian / Pacific Islander Insufficient Sample
English Learners Insufficient Sample	English Learners Insufficient Sample
Students with IEPs Insufficient Sample	Students with IEPs Insufficient Sample
Economically Disadvantaged Insufficient Sample	Economically Disadvantaged Insufficient Sample

* Schools that are performing at the most positive value for a metric automatically receive a label of "Improving", even if no change in performance occurred.

* Due to COVID-19 pandemic-related test cancellations and exemptions, Keystone results for 2022-2023 are compared to pre-pandemic (2018-2019) performance; 2018-2019 subgroup data are not included.

College & Career: Every Student Graduates Ready for College and Careers

Goal 4 - Keystone Overall Proficiency, Grade 11

Goal 5 - Career and Technical Education, Grade 12

School Code | 5180 School Name | Vaux High School: A Big Picture

Keystone All Subjects: % of Students Proficient or Advanced, Grade 11

All Students
0 out of 57 Students

Score: 0.0%

Not Applicable No Data Prior Year

Black / African American
0 out of 53 Students

Score: 0.0%

Not Applicable No Data Prior Year

Hispanic / Latino

Insufficient Sample

Multi Racial / Other

Insufficient Sample

White

Insufficient Sample

American Indian / Alaskan Native

Insufficient Sample

Asian

Insufficient Sample

Native Hawaiian / Pacific Islander

Insufficient Sample

English Learners

Insufficient Sample

Students with IEPs

Insufficient Sample

Economically Disadvantaged

Insufficient Sample

% of 12th Grade CTE Students Meeting Industry Standards

All Students

Insufficient Sample

* Schools that are performing at the most positive value for a metric automatically receive a label of "Improving", even if no change in performance occurred.

* Due to COVID-19 pandemic-related test cancellations and exemptions, Keystone results for 2022-2023 are compared to pre-pandemic (2018-2019) performance; 2018-2019 subgroup data are not included.